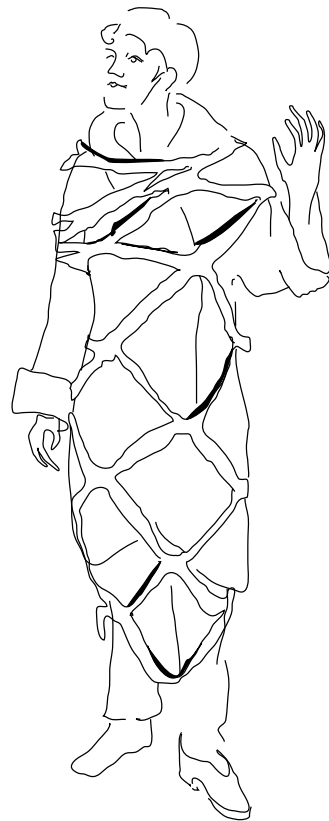
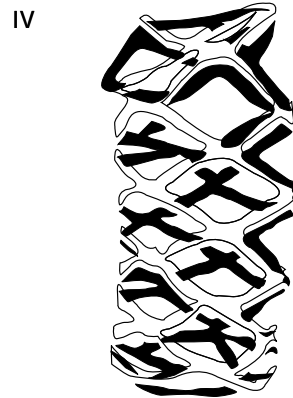

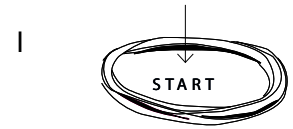


STEP BY STEP

CHRISTONETZLI© IV



0



0

To thread for the start:
Put seam after seam on your hand
till you have a tube like on the pic-
turs.(watch the film of the manual)

I

To start, form the Echarpette, into a
circle: inside black jersey, outside the
reflecting silver finish.

II

Hold the circle with both hands and
slide it over your head to position it
on your shoulders.

III

Loosen the circle so that you can stick
your hands through the slits. You can
choose the length of the net depen-
ding on where you stick your arms
through.

IV

Let the lower edge of the circle drop.